



Item Nr. 1001592118000  
Item Nr. 1001592124000

Item Nr. 1001592143000  
Item Nr. 1001592187000

Item Nr. 1101592000000




## Thank you

for choosing to buy a Momira car model duster. Please check that your product is complete (see packaging label). If any parts are missing or damaged, please contact your dealer.

## > Delivery Contents

Item Nr. 1001592118000 <b>Metal and plastic unit with PR system M 1:18</b>	This unit is suitable for all model cars in <b>1:18, 1:20 and 1:24</b> . The model cars shouldn't be more than 11 cm wide or 10 cm high.
Item Nr. 1001592124000 <b>Metal and plastic unit with PR system M 1:24</b>	This unit is suitable for all model cars in <b>1:24, 1:36 and 1:40</b> . The model cars shouldn't be more than 9 cm wide or 9 cm high.
Item Nr. 1001592143000 <b>Metal and plastic unit with PR system M 1:43</b>	This unit is suitable for all model cars in <b>1:43 and 1:50</b> . The model cars shouldn't be more than 6 cm wide or 6 cm high.
Item Nr. 1001592187000 <b>Metal and plastic unit with PR system</b>	This unit is suitable for all model cars in <b>1:75 and 1:87</b> . The model cars shouldn't be more than 3.5 cm wide or 4 cm high.
Item Nr. 1101592000000 <b>Set Metal and plastic unit with PR system</b>	This unit is suitable for all model cars, please note the size of model cars and use the appropriate unit.

## > Introduction

Important information in this manual will be marked with this symbol:   
Please read these highlighted instructions carefully.



### Warning

This warning is used to indicate the presence of a hazard that can cause severe personal injury, death, or substantial property damage if the warning is ignored. These instructions must be followed for the safe operation of the unit.



### Caution

Caution is used to indicate the presence of a hazard that will or can cause minor personal injury or property damage if the hazard is not avoided. These instructions must be followed for the safe use of the unit.



### Safety Precautions

To ensure safe operation please read the instructions in this section carefully. Observe the safety warnings and precautions to prevent injury or damage.

## > Trademark Protection and Copyright

MOMIRA is a registered trademark. All rights reserved. No part of the documentation may be reproduced in any form without the express consent of MOMIRA.

## Safety Precautions

This product is intended for use in residential, business and commercial areas. The microfibers attract dust and dirt like a magnet, holding in dirt without raising dust and enabling quick and convenient cleaning, even in hard-to-reach places. Do not use on wet or hot surfaces. Dust magnets are not washable.

## > Notes on Disposal of Packaging

Please dispose of packaging properly, according to local regulations. Sort them according to the guidelines of the packaging waste management operations. Dispose of the Dust Magnet Cartridge in an environmentally friendly way as residual or special waste.

## Warning: Keep away from children! Choking hazard due to small parts!

## > Momira Car Model Duster

The product is manufactured in Germany and carefully tested. The product leaves our company after repeated quality assurance. We strive to deliver the highest quality. Should you have any reason to complain, please contact us.

### The Momira Car Model Duster consists of two components:




Casing made of high quality EloxAlu with plastic base plate.



Dust magnet cartridge with high-tech micro-fiber dust magnet HAMMA TEC-cleaning technology.

### Cleaning of car models:

Set the model car cleaning system on a firm surface (bench or table). Push the Dust Magnet Cartridge into the car model duster and make sure that the cartridge is not damaged. Once the car model duster is complete, you may start with the process of cleaning.

 **Caution** Make sure that there are no loose parts attached to your car model.

Push your car model through the duster in one direction only. Repeat this process, depending on the degree of contamination. Most models polluted with house dust will be clean after one or more uses. They also receive a protective layer, which gives them a new shine, protects them from large dust contamination and ensures that they are easier to clean in the future. At a normal level of contamination with house dust up to 250 cleaning cycles can be achieved. After that simply replace the Dust Magnet Cartridge and dispose of the old one in the waste.

 **Caution Car models with heavy contamination (grease, oil, dirt, grime):**


Using the cleaning system with the afore mentioned contaminants will damage the Dust Magnet Cartridge, rendering it useless. Dispose of the damaged Dust Magnet Cartridge in special waste.

## > Momira Dust Magnet Cartridge **Only use original Momira parts.**

### Replacing the Cartridge:

Close both sides of the box, and slide the SM box out of the cleaning system. Take the new Dust Magnet Cartridge out of the packaging, and slide it carefully into the MOMIRA car model duster.

### Disposal:

 **Caution** The Dust Magnet Cartridge may be disposed of as regular waste. If contaminated with grease or oil, please dispose of in special waste!

### Ordering:

Order your Dust Magnet Cartridge from your dealer. For more information visit our website at [www.momira.eu](http://www.momira.eu)

## > Product Information

Momira develops other dry-cleaning devices: for model cars, for porcellan and crystalline miniatures, for decorative bottles, for plastic, crystal and silver cups, gold-plated and imprinted collectors' glasses, for model railways and accessories as well as mineral stones.